

BRAIN MAPPING ALZHEIMER Before and After Theragem

Case Study by Dr Sondra Bechetti – USA - 2011

74 Year old woman with a strong family history of Alzheimer's. Under tremendous stress. Worried about getting Alzheimer's and mental function. On Aug. 8th we ran a qEEG brain map to assess her initial imbalances. The map showed high Beta waves indicating a lot of anxiety and burning up of her brain's resources. In addition she has a 78% of over arousal and 100% probability of learning difficulties among other things.

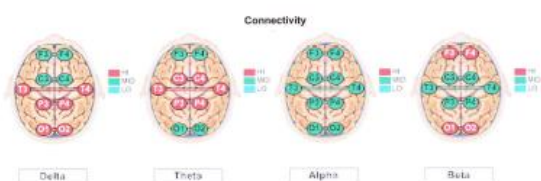
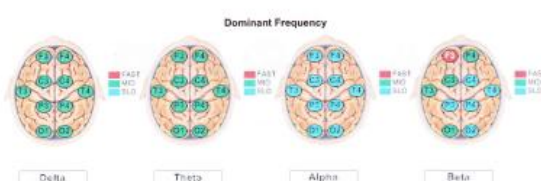
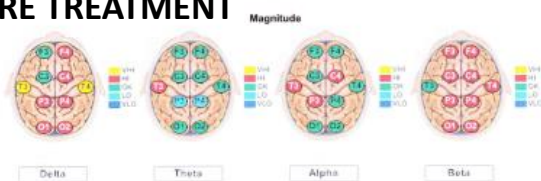
Our plans are to do 20-40 neurofeedback sessions on her; however, we started with the Theragem to evaluate the effect it has on the brain map results. To date she has had 10 Theragem elation with Sapphire; + Diamond/Carnelian on brain. After 4 elation plus spleen treatments with Diamond/Carnelian. On Sept 29th the 2nd brain mapping:

Her repeat map shows a complete reversal in the Learning Difficulties analysis that went from 100% probability to 0% probability. We also see an improvement in the amount of alpha waves her brain is producing.

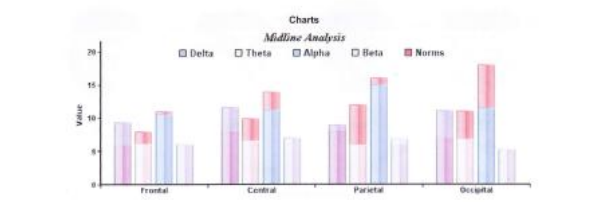

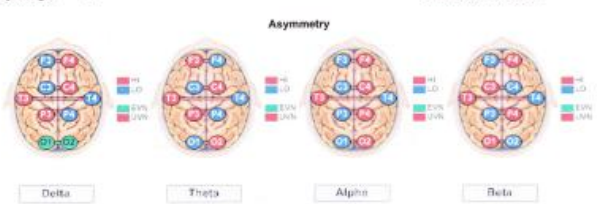
We have more work to do but the Theragem has been a great way to prepare her nervous system and to bring more calmness to her overall condition.

EEG Set Name: Sharon Martin 080811
Subject Age: 74
Test Type: Eyes Closed
Test Date: 08/08/2011

BEFORE TREATMENT

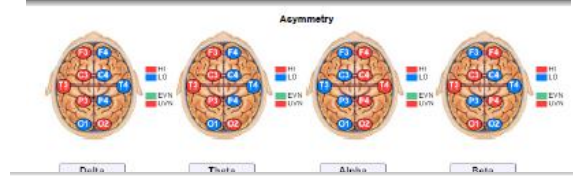
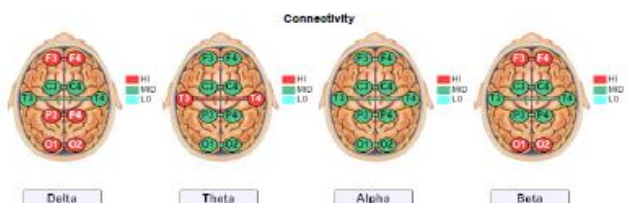
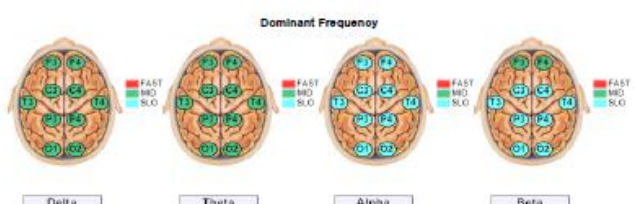
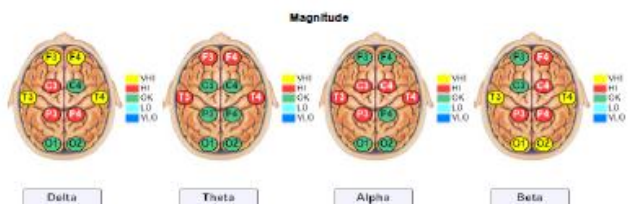


Set Name: Sharon Martin 080811
Subject Age: 74
Test Type: Eyes Closed
Test Date: 08/08/2011



EEG Set Name: Sharon Martin 092911
Subject Age: 74
Test Type: Eyes Closed
Test Date: 09/29/2011

AFTER TREATMENT



Set Name: Sharon Martin 092911
Subject Age: 74
Test Type: Eyes Closed
Test Date: 09/29/2011

